

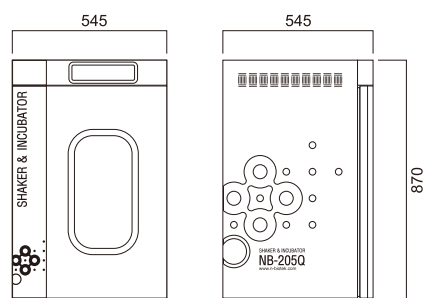
SHAKING INCUBATORS

GENERAL INCUBATOR WITH BUILT-IN ROLLER OR SHAKER (NB-205Q/NB-205QR)

NB-205QR is the general incubator with built-in Roller Apparatus.
 NB-205Q is the incubator with built-in shaker.



NB-205Q



NB-205Q (Inner view)



NB-205QR (Inner view)

Accessories


Detail about accessories are written at the end of the section.




Spring Rack



Microplate Rack



100ml x 16ea



250ml x 9ea



500ml x 5ea



SHELVES

Features

- **Dual Function**
Shaking or Rolling is conducted with general incubation on shelves at one time.
- **Microprocessor PID control**
Control temperature and timer as well as function such as shaking or rolling.
- **BLDC motor system in NB-205Q**
Brush Less DC motor installed in shaker of NB-205Q allows no vibration, no particle occurrence, no noise which enhance stable running of shaker or roller.
- **Automatic Stop when opening door**
The shaker or roller automatically stops if the door is opened.
- **Window on outer door**
User can observe sample or working status of shaker or roller in chamber through the window at center of door.



Specification

Items	Unit	NB-205Q	NB-205QR
Temperature			
range		Ambient +5°C to 60°C	Ambient +5°C to 60°C
accuracy		±0.25°C at 37°C	±0.25°C at 37°C
increment		0.1°C	0.1°C
control		Microprocessor digital PID	Microprocessor digital PID
Speed			
range		30rpm to 300rpm	0.2rpm to 5rpm
accuracy		±1rpm	±0.1rpm
increment		1rpm	0.1rpm
control		Microprocessor Digital PID	Microprocessor Digital PID
Time			
range		Continuous or up to 47h 59min	Continuous or up to 99h 59min
accuracy		0.1%	0.1%
increment		1 minute	1 minute
memory			Running time
Door		Silicon Packing Magnet Door	Silicon Packing Magnet Door
Operating panel		Individual 2 Channel Touch Button	Individual 2 Channel Touch Button
Display		LED Display	LED Display
Jacket type		Dry Wall (Direct Heating)	Dry Wall (Direct Heating)
Chamber material		Stainless Steel (304)	Stainless Steel (304)
Chamber volume		142 liter	142 liter
Number of shelves		1 Shaker + 2 Shelves	2 layer Roller Rack+1Shelve (2 Bottles for each layer)
Chamber dimension		480(W)x435(D)x694(H)mm	480(W)x435(D)x694(H)mm
Overall dimension		545(W)x545(D)x870(H)mm	545(W)x545(D)x870(H)mm
Power		110/220V, 50/60Hz, 400W	110/220V, 50/60Hz, 400W
Weight		65kg	70kg