



VELOSPIN 17R

HIGH SPEED CENTRIFUGE

Multi-purpose refrigerated high-speed centrifuge with both powerful power and high-volume sample handling capability



● ● ● STANDARD SPECIFICATION

Max. RPM	17,000RPM(Angle Rotor)	4,000RPM(Swing Rotor)
Max. RCF	32,278 xg	3,265 xg
Max. Capacity	500ml x 6	250ml x 4
Accel / Decel phase	0 ~ 9 (10set)	
Set Temp.	-10°C ~ +40°C (1°Cincrements)	
Ref. System	Non-CFC	
Noise Level	≤60dB	
Set Time	99 hour 59 min 59sec or continuous	
Time Count	At set Speed or from starting	
Program	100 memory	
Rotor ID	Automatic Recognition	
Display	4.3" LCD Touch Screen	
Display message on screen	RPM, RCF, Time, Door open/close, Temp, ACC/DEC, Rotor ID, Program, Comp. On/Off	
RPM Range	400 to 17,000 rpm	
Available Rotor Quantity	12	
Power Supply	230V ± 10%, 50-60Hz, 1Phase	
Power Consumption	2.8 KW	
Dimension(W x D x H)	564 x 673 x 866 mm (H: 1475 mm with open lid)	
Weight (without rotor)	164Kg	

● ● ● MAIN FEATURE

● Wide Range of Application

Various rotor options for multiple purpose in different users

● CRYSTE FLIP Touch Controller

- User-friendly 4.3" full color touch LCD controller helps to set the parameter at modern way. All set points are visible at a glance and setting is easy.
- Touch pad lock doesn't allow misuse during operation

● A variety of Tubes Applicable

- Various sizes of tube are available from 0.2ml to 500ml
- Proper tube adaptors are selectable

● Refrigeration and Fast Cool Function

- Pre-cooling before use is available so that users can minimize to waste their time for preparation
- Refrigeration performance suitable for separation efficiency even at high RPM

● Higher Safety in Operation

Motor shaft safety hub system to prevent rotor slippage during high-speed operation Safe locking system of door through interlock function

● Silent Operation

Well-balanced motor minimized vibration, which leads to the most silent operation

● Ideal Security

Unauthorized access is prohibited through password

● Biocontainment Bucket Option

- Option for handling biohazardous materials
- Biocontainment sealing buckets are certified by TUV NORD in compliance with IEC61010-2-020:2016 Annex AA

● Energy Saving

- Pre-set energy saving mode can help to reduce the electrical operating cost
- Unnecessary operation without the real-use can be controlled by Standby Mode and Eco Shut-off setting

● Drainage

Excessive condensation can be treated by drainage at the bottom of chamber.

● ● ● ORDER INFORMATION





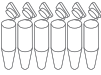






















	ITEM	DESCRIPTIONS	ORDER CODE
Main Body	VELOSPIN 17R	VELOSPIN 17R, without rotor, 230V / 50~60Hz	VL17R-MB
Angle Rotor	A480.2H	0.2ml x 48 fixed angle rotor for PCR tubes (Max 12,000RPM)	VL-AR1
	A301.5H	1.5/2.0ml x 30 fixed angle rotor (Max 17,000RPM)	VL-AR2
	A481.5H	1.5/2.0ml x 48 fixed angle rotor (Max 13,000RPM)	VL-AR3
	A1215H	15ml x 12 fixed angle rotor (Max 17,000RPM)	VL-AR4
	A1215HC	15ml x 12 fixed angle rotor for conical tubes (Max 15,000RPM)	VL-AR5
	A650H	50ml x 6 fixed angle rotor (Max 17,000RPM)	VL-AR7
	A650HC	50ml x 6 fixed angle rotor for conical tubes (Max 15,000RPM)	VL-AR8
	A850H	50ml x 8 fixed angle rotor (Max 15,000RPM)	VL-AR9
	A685H	85ml x 6 fixed angle rotor (Max 15,000RPM)	VL-AR10
	A6250H	250ml x 6 fixed angle rotor (Max 10,000RPM)	VL-AR11
	A6500H	500ml x 6 fixed angle rotor (Max 8,000RPM)	VL-AR12
	Swing Rotor	S4250HE	250ml x 4-wing rotor for rectangular/micro plate buckets (Max 4,000RPM)













●●● AVAILABLE ANGLE ROTORS





LAB.SAFETY

CENTRIFUGES

























LAB.BASIC

Rotor								
	Fixed Angle Rotor : $\angle 45^\circ$ 48 x 0.2ml Radius(mm) : 83.5		Fixed Angle Rotor : $\angle 45^\circ$ 30 x 1.5ml Radius(mm) : 94.8			Fixed Angle Rotor : $\angle 45^\circ$ 48 x 1.5ml Radius(mm) : 94.8		
Item	A480.2H		A301.5H			A481.5H		
Tube								
Volume (ml)	0.2	0.2ml Strips	0.2	0.5	1.5/2.0	0.2	0.5	1.5/2.0
Adaptor / tube rack								
Item	-	-	F1.5A-0.2	F1.5A-0.5	-	F1.5A-0.2	F1.5A-0.5	-
Number per rack / rotor	48	6	30	30	30	48	48	48
Adaptor bore (mm)	6.5	6.5	6.5	8	11.1	6.5	8	11.1
Max. height for use (mm)	-	-	44	50	61	In 51 Out 44	In 62 Out 54	In 70 Out 61
RPM	12,000	12,000	17,000	17,000	17,000	13,000	13,000	13,000
Radius (mm)	83.5	83.5	80.3	86.7	94.8	In 70.3 Out 80.3	In 76.7 Out 86.7	In 84.8 Out 94.8
RCF	13,443	13,443	25,945	28,013	30,630	In 13,283 Out 15,172	In 14,492 Out 16,381	In 16,022 Out 17,912
Rotor								
	Fixed Angle Rotor : $\angle 28^\circ$ 12 x 15ml Radius(mm) : 97.1		Fixed Angle Rotor : $\angle 25^\circ$ 12 x 15ml Conical Radius(mm) : 100.9		Fixed Angle Rotor : $\angle 30^\circ$ 6 x 50ml Radius(mm) : 99.9		Fixed Angle Rotor : $\angle 25^\circ$ 6 x 50ml Conical Radius(mm) : 95.7	
Item	A1215H		A1215HC		A650H		A650HC	
Tube								
Volume (ml)	15(16)		15 Conical		15 Conical	50	15 Conical	50 Conical
Adaptor / tube rack								
Item	-	-	-	-	F50A-15C	-	F50CA-15C	-
Number per rack / rotor	12		12		6	6	6	6
Adaptor bore (mm)	18.0		17.0		17.0	29.0	17.0	30.0
Max. height for use (mm)	117		129		122	120	124	121
RPM	17,000		15,000		17,000	17,000	15,000	15,000
Radius (mm)	97.1		100.9		94.3	99.9	91.3	95.7
RCF	31,373		25,381		30,469	32,278	22,967	24,073

Rotor	 <p>Fixed Angle Rotor : $\angle 30^\circ$ 8 x 50ml Radius(mm) : 103.4</p>		 <p>Fixed Angle Rotor : $\angle 25^\circ$ 6 x 85ml Radius(mm) : 99.8</p>			
Item	A850H		A685H			
Tube						
Volume (ml)	15 Conical	50	15 Conical	50 Conical	50	85
Adaptor / tube rack						
Item	F50A-15C	-	F85A-15C	F85A-50C	F85A-50	-
Number per rack / rotor	8	8	6	6	6	6
Adaptor bore (mm)	17.0	29.0	17.0	30.0	29.0	39
Max. height for use (mm)	123	120	123	122	118	118
RPM	15,000	12,000	15,000	15,000	15,000	15,000
Radius (mm)	97.8	103.4	90.7	94.8	95.3	99.8
RCF	24,602	26,010	22,816	23,847	23,973	25,105

Rotor	 <p>Fixed Angle Rotor : $\angle 25^\circ$ 6 x 250ml Radius(mm) : 138.4</p>		 <p>Fixed Angle Rotor : $\angle 25^\circ$ 6 x 500ml Radius(mm) : 158</p>			
Item	A6250H		A6500H			
Tube						
Volume (ml)	250		500			
Adaptor / tube rack						
Item	-		-			
Number per rack / rotor	6		6			
Adaptor bore (mm)	62.0		70.0			
Max. height for use (mm)	126		169			
RPM	10,000		8,000			
Radius (mm)	138.4		158			
RCF	15,473		11,305			

••• AVAILABLE SWING ROTORS

S4250HE	EB250	EBS250 ¹⁾									BW250	
												
	S250ET-3-12	S250ET-5-12	S250ET-10-12	S250ET-15-12	S250ET-15C-9	S250ET-50-4	S250ET-50C-3	S250ET-85-2	S250EA-250			
												
Swing Out Rotor Max. RPM : 4,000 Radius(mm) : 182.5 Max. RCF : 3,265												
Volume (ml)	3	5	10	15	15 Conical	50	50 Conical	85	250	MTP	DWP	
Number per rack / rotor	12/48	12/48	12/48	12/48	9/36	4/16	3/12	2/8	1/4	4/16	1/4	
Adaptor bore (mm)	13.2	13.2	16	17.2	17	29.5	29.5	38.5	62.5	-	-	
Max. height for use (mm)	124	124	124	124	127	124	127	124	138	-	-	
RPM	4,000	4,000	4,000	4,000	4,000	4,000	4,000	4,000	4,000	4,000	4,000	4,000
Radius (mm)	177.5	177.5	177.5	177.5	180.7	177.5	180.5	177.5	180.5	153.5	153.5	
RCF	3,175	3,175	3,175	3,175	3,232	3,175	3,229	3,175	3,229	2,746	2,746	

• 1) EBS 250 : certified for dynamic microbiological test(En61010-020) by [TUV NORD](#)



HIGH EFFICIENCY IN REFRIGERATION APPLICATION

Precise and stable temperature assurance is important when it comes to handle samples that are sensitive to temperature changes.

CRYSTE has developed an optimized temperature control system, so that even at high speed, the sample temperature is maintained without exceeding the set temperature. Moreover, rapid pre-cooling is possible before use, which helps minimize the risk of temperature denaturation of the sample and reducing the waiting time for the experiment.

After use, it is convenient because it is equipped with a drain hole which can drain moisture that is generated due to the difference in the temperature between the inside and outside of the chamber or the number of washes used when cleaning the inside.